

TECHNICAL ASSISTANCE

When trouble is reported, verify there are no broken connections leading to the speaker.

Assistance in troubleshooting is available from the factory. When calling, you should have a VOM available and be calling from the job site. Call (540) 767-1550 and ask for Technical Support or (540) 767-1555 for Clarity 24-hour Automated Support. Visit our website at <http://www.clarity-com.com>.

CLARITY equipment is not field repairable. CLARITY maintains service facilities in Roanoke, VA. Should repairs be necessary, attach a tag to the unit clearly stating company name, address, phone number, contact person and the nature of the problem. Send the unit to:

*Clarity
Repair and Return Dept.
5614 Hollins Road
Roanoke, VA 24019-5056*

LIMITED WARRANTY

Clarity warrants its products to be free from defects in materials and workmanship under conditions of normal use and service for a period of one year from the date of shipment. The obligation under this warranty shall be limited to the replacement, repair or refund of any such defective device within the warranty period, provided that:

1. Inspection by Clarity indicates the validity of the claim;
2. The defect is not the result of damage, misuse, or negligence after the original shipment;
3. The product has not been in any way repaired by others and that factory sealed units are unopened (A service charge plus parts and labor will be applied to units defaced or physically damaged);
4. Freight charges for the return of products to Clarity are prepaid;
5. All units 'out of warranty' are subject to a service charge. The service charge will cover minor repairs (major repairs will be subject to additional charges for parts and labor).

This warranty is in lieu of and excludes all other warranties expressed or implied, and in no event shall Clarity be liable for any anticipated profits, consequential damages, loss of time or other losses incurred by the buyer in connection with the purchase, operation or use of the product.

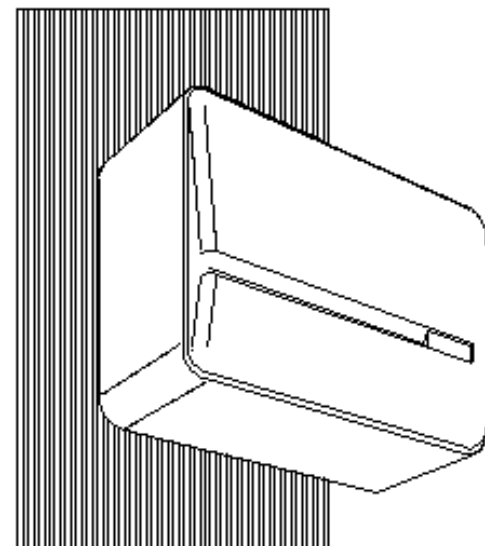
This warranty specifically excludes damage incurred in shipment. In the event a product is received in damaged condition, the carrier should be notified immediately.

Claims for such damage should be filed with the carrier involved in accordance with the F.O.B. point.

INSTALLATION INSTRUCTIONS FOR

Clarity®

DESIGNER WALL SPEAKERS



MODEL NO. S-527

CLARITY DESIGNER WALL SPEAKERS

Clarity's Designer Wall Speaker, Model S-527, is designed for areas that require a stylish appearance. This speaker incorporates a speaker/transformer/ baffle assembly for use with any Clarity Mixer-Amplifier to provide background music or voice paging. The speaker is available in black, brown, gray or white with a color coordinated cloth grille.

Model S-527-BK - Black
 Model S-527-BR - Brown
 Model S-527-GY - Gray
 Model S-527-W - White

TECHNICAL SPECIFICATIONS

Frequency Response 100 to 10kHz
 Max. Power Capability 8 watts
 SPL 1 watt/1 meter 1kHz 93 dB
 Speaker 5" w/10 oz. magnet, 8 Ohm

WIRING

Make connections as shown in Figure 1.

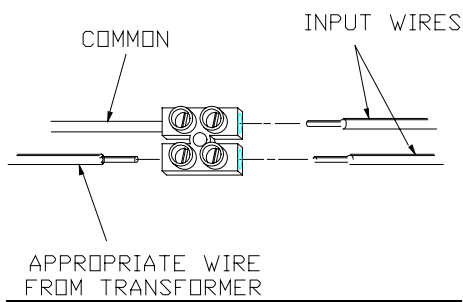


FIGURE 1

25 Volt Line		70 Volt Line	
<u>Color</u>	<u>Designation</u>	<u>Color</u>	<u>Designation</u>
Black	Common	Black	Common
Brown	8 Watt	Yellow	8 Watt
Red	4 Watt	Green	4 Watt
Orange	2 Watt	Blue	2 Watt
Yellow	1 Watt	Violet	1 Watt
Green	.5 Watt	Gray	.5 Watt
Blue	.25 Watt	White	.25 Watt

MOUNTING

The baffle provides two methods of mounting:

1. The baffle can be suspended from a nail or hook by a "hanger" that is attached to the housing. See Figure 2.
2. The unit can be attached to a wall using two mounting bosses. Distance between the mounting boss centers is 8.5 inches. Remove grille and secure baffle to wall with screws. This mounting provides better low frequency response for music and a more secure attachment to the wall. See Figure 3.

FIGURE 2

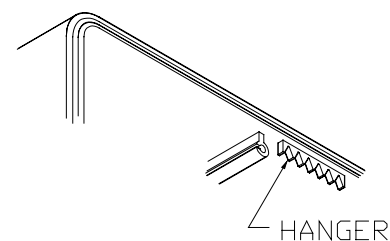


FIGURE 3

