

TECHNICAL ASSISTANCE

When trouble is reported, verify there are no broken connections to the unit. Assistance in troubleshooting is available from the factory. When calling, you should have a Volt-ohm meter and a lineman's test set available and be calling from the job site. Call (540) 427-3505 and ask for an Applications Engineer or call (540) 427-6000 for Clarity 24-hour Automated Support.

Clarity equipment is not field repairable. Clarity maintains service facilities in Roanoke, VA. Should repairs be necessary, attach a tag to the unit clearly stating your company name, address, phone number, contact person, and the nature of the problem. Send the unit to:

**Clarity
Repair and Return Dept.
5614 Hollins Road
Roanoke, VA 24019-5056**

LIMITED WARRANTY

Clarity warrants its products to be free from defects in materials and workmanship under conditions of normal use and service for a period of one year from the date of shipment. The obligation under this warranty shall be limited to the replacement, repair or refund of any such defective device within the warranty period, provided that:

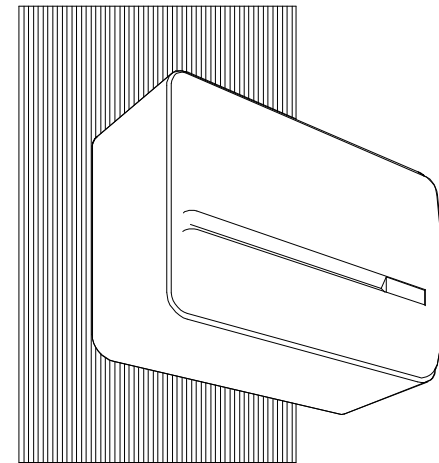
1. Inspection by Clarity indicates the validity of the claim;
2. The defect is not the result of damage, misuse, or negligence after the original shipment;
3. The product has not been in any way repaired by others and that factory sealed units are unopened (A service charge plus parts and labor will be applied to units defaced or physically damaged);
4. Freight charges for the return of products to Clarity are prepaid;
5. All units "out of warranty" are subject to a service charge. The service charge will cover minor repairs (Major repairs will be subject to additional charges for parts and labor).

This warranty is in lieu of and excludes all other warranties expressed or implied, and in no event shall Clarity be liable for any anticipated profits, consequential damages, loss of time or other losses incurred by the buyer in connection with the purchase, operation or use of the product.

This warranty specifically excludes damage incurred in shipment. In the event a product is received in damaged condition, the carrier should be notified immediately. Claims for such damage should be filed with the carrier involved in accordance with the F.O.B. point.

INSTALLATION INSTRUCTIONS FOR

Clarity[®]



MODEL NO. S-515

CLARITY TALKBACK SLIMLINE™ WALL SPEAKER

Clarity Slimline Wall Speaker, S-515, is a 45 ohm talkback speaker designed to be used with Clarity 'handsfree' talkback control units. The distance you can be away from the speaker and still have good talkback depends on the ambient noise level. In a typical office environment, the speaker will cover approximately 600 square feet.

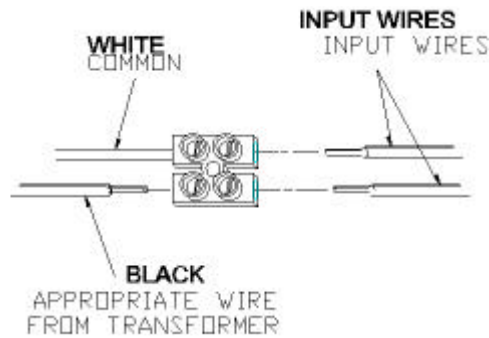
Model S-515-BK Black
 Model S-515-W White

US Patent Number D357,682, UK Reg.'d 2041547

WIRING

Make connections as shown in Figure 1.

Figure 1



MOUNTING

The baffle provides two methods of mounting:

1. The baffle can be suspended from a nail or hook by a "hanger" that is attached to the housing. See Figure 2.
2. The unit can be attached to a wall using two mounting bosses. The distance between the mounting boss hole centers is 8.5". Remove cover and secure baffle to wall with screws. This mounting provides better low frequency response for music and a more secure attachment to the wall. See Figure 3.

Figure 2

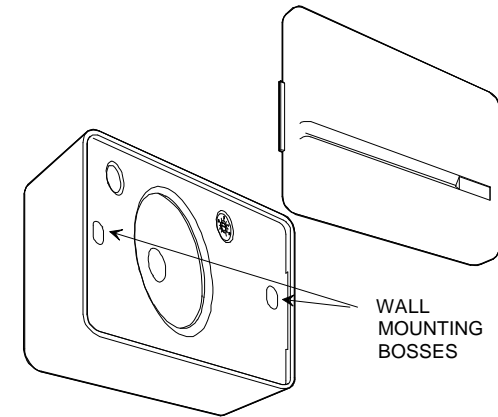
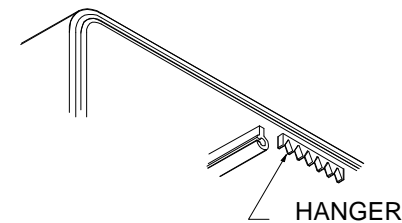


Figure 3

TROUBLESHOOTING CHART

SYMPTOM	ACTION
<ul style="list-style-type: none"> • No sound in page mode. 	<ul style="list-style-type: none"> • Check tip and ring for audio at speaker. • Check tip and ring for audio at control unit.
<ul style="list-style-type: none"> • Low sound in page mode. 	<ul style="list-style-type: none"> • Check volume controls at page control.
<ul style="list-style-type: none"> • Poor listening in talkback mode. 	<ul style="list-style-type: none"> • Check talkback volume control at page control. Set control where audio is clearly audible.